





# Goldfish

## Sort

How many goldfish  
did you have?

|        |  |
|--------|--|
| red    |  |
| green  |  |
| orange |  |
| yellow |  |



Name \_\_\_\_\_

Anytime  
Pets

# Happy Puppy

Listen for directions.



©The Mailbox®

**Directions:** 1) Color the doghouse yellow. 2) Color the dog dish red. 3) Draw dog food in the dish. 4) Draw the sun in the sky. 5) Color the rest of the picture as you like.

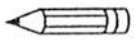
Name \_\_\_\_\_

Counting to 10

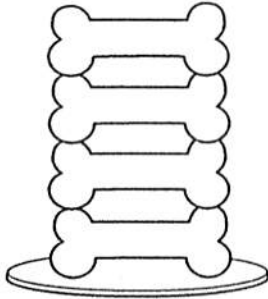
# Order Up



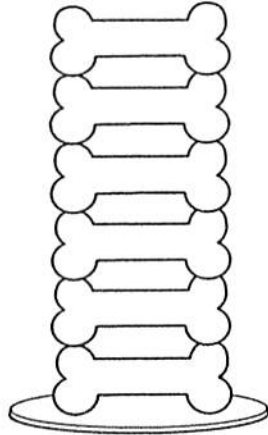
Count.



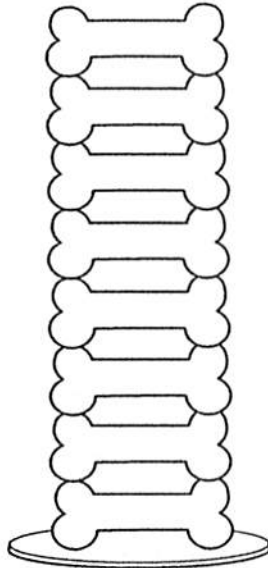
Write.



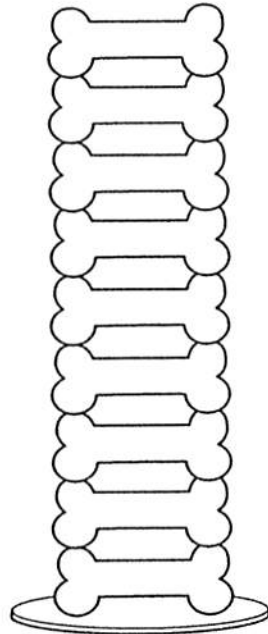
\_\_\_\_\_



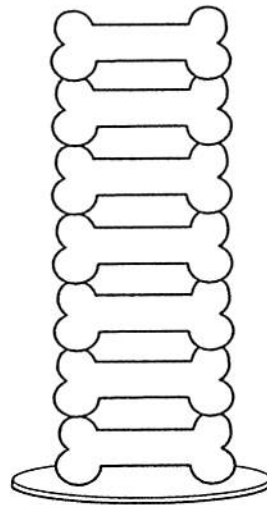
\_\_\_\_\_



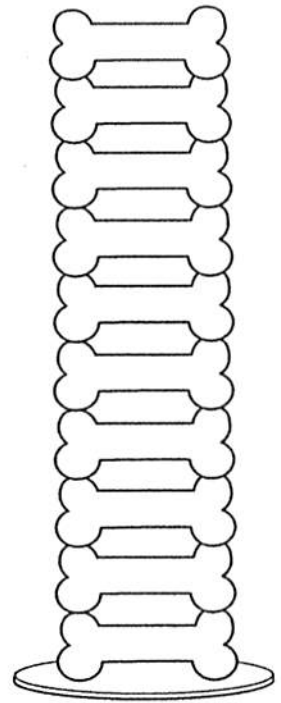
\_\_\_\_\_



\_\_\_\_\_



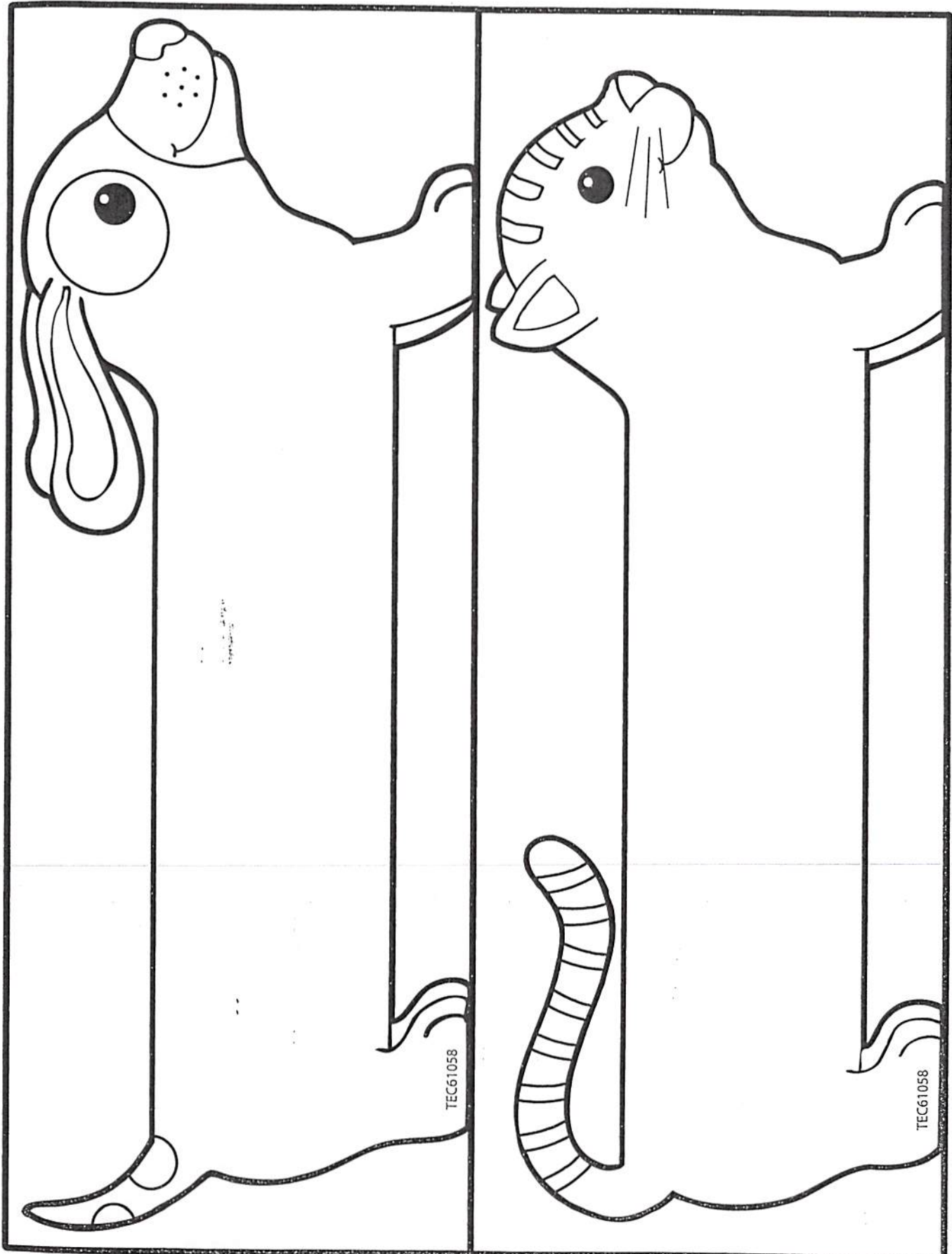
\_\_\_\_\_



\_\_\_\_\_

# Pet Cards *Name*

Use with "Colorful Pet Patterns" on page 24.




1911

Name \_\_\_\_\_




Here Come The Babes!  
Graphing

# Barnyard Babies



How many? Count. Graph.

1      2      3      4      5      6

|   |  |  |  |  |  |  |
|---|--|--|--|--|--|--|
|  |  |  |  |  |  |  |
|  |  |  |  |  |  |  |
|  |  |  |  |  |  |  |

Name \_\_\_\_\_

# To the Park!

 Color the path from A to Z.



A B C

T O F E D



M G H I

O N M L K J

P Y Q




Q R V W D



S U


K Y



X Y

H


Z









Name \_\_\_\_\_

# Fishing Fun

Listen for directions.



©The Education Center, Inc. • Teacher's Helper® • TEC3688 • April/May 2002

|   |   |  |   |   |   |
|---|---|--|---|---|---|
|  |  |  |  |  |  |
|---|---|--|---|---|---|





## How to Use Page 27

### "Fishing Fun"

1. Color the boat scene.
2. Color and cut out the objects.
3. Sort the objects by type (those that go over the water and those that go under the water).
4. Glue the objects in place.
5. Draw a different fish under the water.
6. Draw an airplane over the water.

### Finished Sample

